

PART I - SOME INFORMATION ABOUT ME

I am a 12 year old boy/~~girl~~ (circle one).

I live in the district of [redacted] which is near/~~in~~ (circle one) the town of [redacted]. I travel 1 miles to school each day.

When I am not in school, I spend my time doing these things...
[Please list as many kinds of activities as you can. Use the back of this sheet if you need more writing space.]

- (1) help in the field
- (2) I play games

The things I most enjoy doing are... listen to music & watch tele.

The things I least enjoy doing are... feet the. negs.

When I grow up, I am going to... Secretary

Someone I really admire is my father. I admire this person because... He, God a lot to do

If I had a lot of money, I probably would...
Buy a car
Build a house

PART II - SOME INFORMATION ABOUT JAMAICA AND JAMAICAN LIFE

What people from other countries should know about Jamaica is that...

*It is very clean
soon*

Here is what I think about people who visit Jamaica...

It a beautiful place

What are some of the ways that Jamaican children can earn money for themselves or their families?

work in the ^{sun} soon + work in the field

Have you ever worked to earn some cash? What kinds of work have you done?

yes

I carry blocks

How do the people that you live with earn money? Please describe all of the different kinds of work (even small jobs) that each person does. DO NOT USE NAMES - instead, say "my cousin..." or "my older sister..."

*my father work in the field
my older sister at the hotel
my mother sel on the market
my brother sel food*


PART IV - TIME FOR SOME ARTWORK!

On the next two pages, you will be asked to do some drawings. Before you begin to draw each picture, please close your eyes and see if you can imagine a "scene" or a view. Then draw a picture that shows what you saw in your mind.

The picture does not have to be fancy. Just draw a quick sketch with your pencil and then color it in with your crayons.


If you would like to "explain" your drawing, use the "comments" area on the the right side of each page. Be sure to borrow crayons from your classmates if you don't have all of the colors you need. Have Fun!

If you would like to explain your drawing, use this space.




Draw a picture of some visitors who have come to Jamaica from far away.


Do you want to make any comments about this drawing?



Draw a map that shows Jamaica. It can be any kind of map as long as it includes Jamaica.




Your comments:



What was life like for Jamaican people 200 years ago?
 Close your eyes and see if you can imagine a scene
 from the year 1786.

Your comments:



fighting

For this one, you can really let your imagination
 run wild! What do you think Jamaican life will be
 like 200 years from now? Please explain your
 drawing in the "comments" area. You may even want
 to label the parts of your drawing.